






Name _____

Little

Big

LITTLE • LEVEL aa • 1



SKILL: CLASSIFY INFORMATION

Instructions: Have students cut out the pictures and paste the things that are little in the *Little* box and the things that are big in the *Big* box. Have them explain how they determined each object in the picture to be little or big.

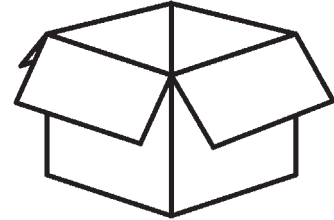
Name _____



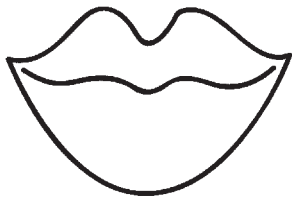
__ lion




__ leg




__ ox




__ ips



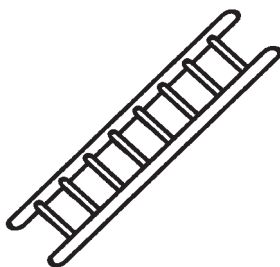
__ at



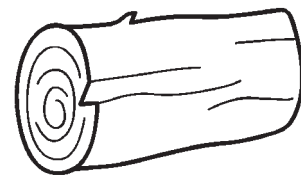
__ ock



__ ig



__ adder




__ og


Instructions: Have students look at the pictures and name each object. Then have them write the letter / on the blank under the pictures of objects whose name begins with the // sound.

Name _____


① The cat is orange.



② The car is blue.



③ The bird is yellow.



④ The house is red.



Instructions: Read the sentences aloud with students. Have students underline the noun in each sentence and draw a picture in the box that matches the sentence.