
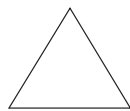


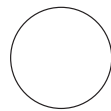
# 2-dimensional shapes



= yellow



= green

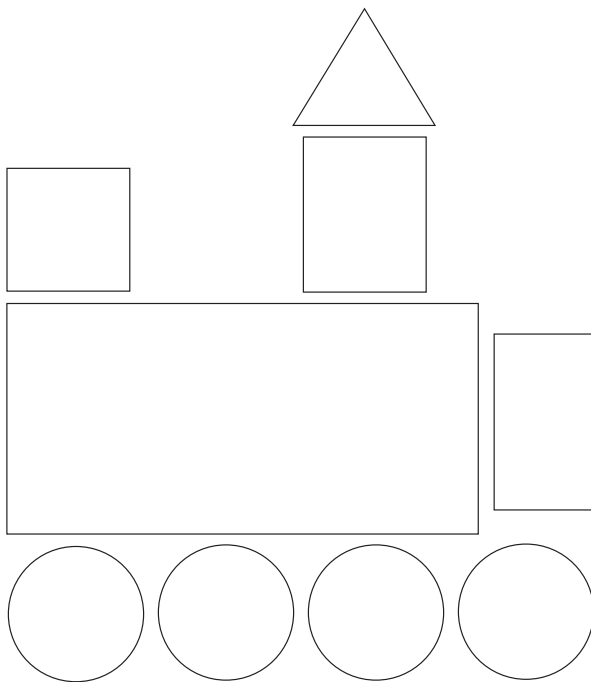


= purple



= blue

Color the shapes.



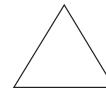
How many?



Color the shapes.



How many?




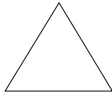
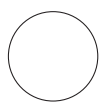

Draw a picture using the shapes shown on this page.

How many?

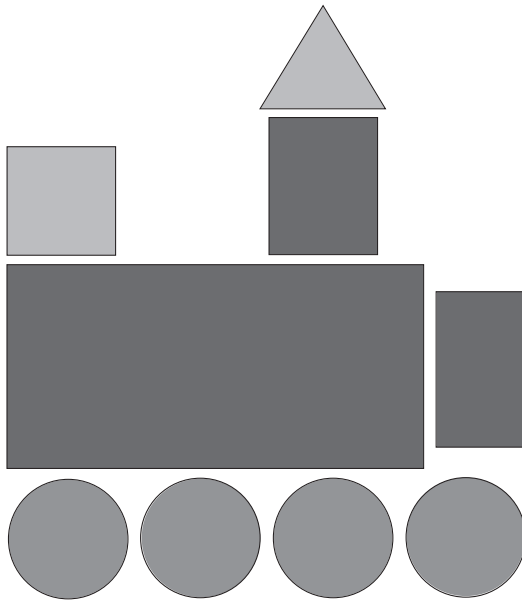


# 2-dimensional shapes







 = yellow   
  = green   
  = purple   
  = blue

Color the shapes.







How many?

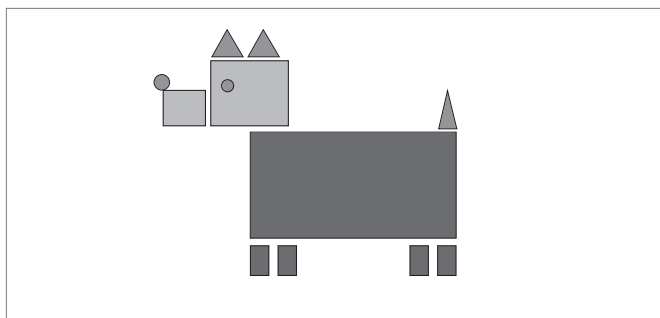
			
1	1	4	3

Color the shapes.







How many?

			
3	4	0	3



Draw a picture using the shapes shown on this page.

How many?

			
2	3	2	5

For the last activity, talk to children about their pictures. Encourage them to name each shape used and to state how many of each shape they used.